TRANE - AIR HANDLING UNIT



Customers rate us on Guaranteed Reviews Company, have a look at their feedback.

SKU: GU001 | **Categories:** Air handling unit, Air treatment equipment

PRODUCT DESCRIPTION

CCTA 012 **TRANE**

- Max fan speed 4500m3 / h
- No cold heat exchanger
- No hot heat exchanger
- 1 filter G4 (grossier) and 1 F7 (particles from 1 to 10 µm)
- Electrical control cabinet with dimmer
- New equipment
- Quantity: 2
- Year 2009

contact@osertech.eu / +33 2 37 90 28 78



Chaque CTA est pourvu de 2 contrôleurs d'encrassement mesurant l'encrassement des 2 filtres.

Supply fan	FAN TYPE	Backward curved		**AIRFLOW**				**4500**	m³/h
	SIZE	VTZ315R		**EXTERNAL STATIC PRESSURE**				**150+162**	Pa
	MATERIAL	Galvanized		TOTAL STATIC PRESSURE (538)				700	Pa
	PROTECTION	Zn		RPM				(2053) 2227	rpm
	PULLEY	90 1GA		ABSORBED POWER				1.3	kW
	BELT DRIVE	A 44		EFFICIENCY				73	%
	FAN DICHARGE VELOCITY:			7.66 m/s					
	FAN DICHARGE DIMENSION:			L 404 mm - H 404 mm					
	In duct sound power: (dBA)			82.6					
	Octave in duct power level								
	F [Hz]	63	125	250	500	1000	2000	4000	8000
	Supply [dB]	77	75	81	80	78	74	68	60
	With safety door microswitch								

Motor	PROTECTION	IP 55	RPM		1400
	INSULATION CLASS	F	POWER SUPPLY		400V/3ph/50HZ
	POLES N.	4	STARTING TYPE		Direct
	INSTALLED POWER	1.5 kW	RATED AMPS (A)		3.5
	PULLEY	132 1GA	MAX AMPS (A)		21.1
			POWER INPUT: (kW)		1.8
	Motor thermal protection Klixon				

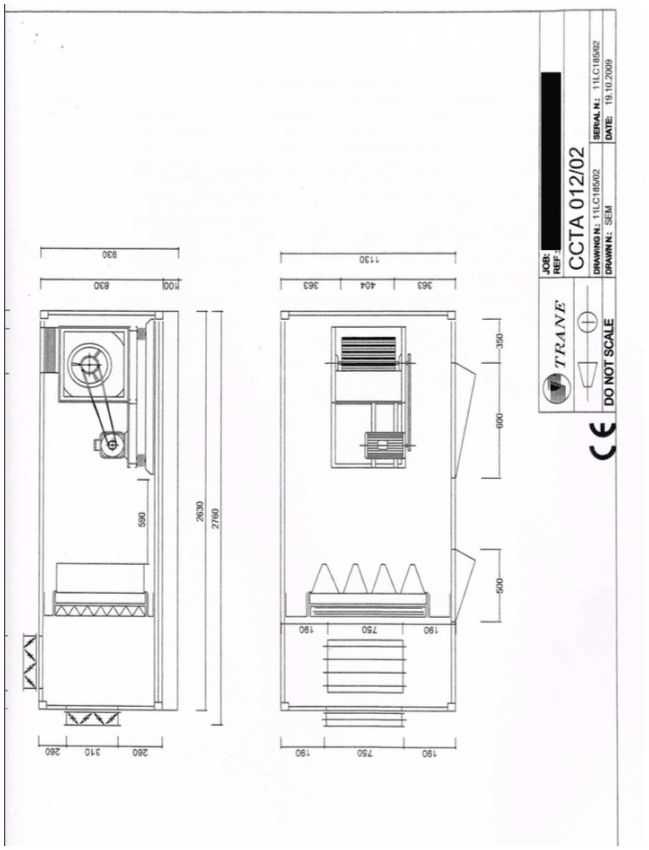

AHU sound levels

	Tot. dB(A)	Octave band (Hz) 63	125	250	500	1000	2000	4000	8000
Sound power level supply inlet	77	75	64	78	76	72	66	53	43
Sound power level supply outlet	81	77	75	81	80	78	74	68	60
Sound power level return inlet									
Sound power level return outlet									
Airborne sound power	62		56	67	59	58	39	33	27

- before installing the unit, read the IOM
- make the electrical wiring following the drawing inside of the motor power box or on motor label
- to avoid electrical motors overload, do not start the unit without filters or other component or without ducts or with door open
- the unit have been designed with the required external static pressure and considering the filters at half life: with plant pressure drop less then the required, with clean filters and without proper control, the airflow and the sound power will be more than the indicated
- the cross flow recuperator has been designed in order to resist to the indicated differential pressure between the plates. Do not exceed this value enslaving properly dampers or other interception devices
- performance data of the heat recuperator are considered for counterflow of air; in case both flows are in same direction, performance data could be substantially different from those
- unit is designed for a maximum air temperature of 55°C
- depending on supply air temperature and outdoor condition, condensate on profiles can occur
- if water temperature entering the coil is below 1°C, freezing of coil fins can occur
- link the fan working to intercepting devices, as dampers or similar, avoiding fan working with those devices closed
- if unit is provide of roof, it will be provide separately, to mount on site by customer
- calculate sound pressure levels are indicative only. It corresponds to: free filed hemispheric sound radiation from the unit casing, the inlet and outlet opening. Other sources, acoustic character of the room, air flow noise, duct connection and vibration can influence the sound pressure in dependence. In practise, therefore measured values on site may be different from the calculation ones.

This technical sheet and the attached drawing is the only document reporting the air handling unit construction features, also if not in conformity with offer or other requests/documents sent to us, including mechanical specifications, technical description or similar.
For general construction features not indicated in it, refer to available documentation.

contact@osertech.eu / +33 2 37 90 28 78

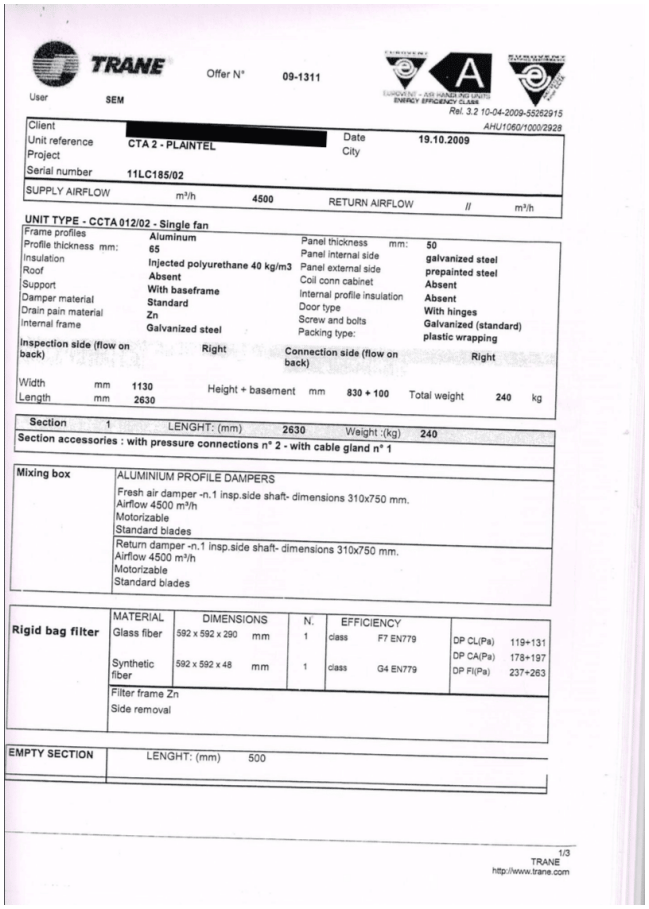

TRANE

User SEM

Offer N° 09-1311

Rel. 3.2 10-04-2009-55262915

AHU1060/1000/2928

Client		Date	19.10.2009
Unit reference	CTA 2 - PLAINTEL	City	
Project			
Serial number	11LC185/02		
SUPPLY AIRFLOW	m³/h 4500	RETURN AIRFLOW	// m³/h

UNIT TYPE - CCTA 012/02 - Single fan

Frame profiles	Aluminum	Panel thickness mm:	50
Profile thickness mm:	65	Panel internal side	galvanized steel
Insulation	Injected polyurethane 40 kg/m3	Panel external side	prepainted steel
Roof	Absent	Coil conn cabinet	Absent
Support	With baseframe	Internal profile insulation	Absent
Damper material	Standard	Door type	With hinges
Drain pain material	Zn	Screw and bolts	Galvanized (standard)
Internal frame	Galvanized steel	Packing type:	plastic wrapping
Inspection side (flow on back)	Right	Connection side (flow on back)	Right
Width mm 1130	Height + basement mm 830 + 100	Total weight 240 kg	
Length mm 2630			

Section 1	LENGHT: (mm) 2630	Weight :(kg) 240	

Section accessories : with pressure connections n° 2 - with cable gland n° 1

Mixing box	ALUMINIUM PROFILE DAMPERS Fresh air damper -n.1 insp.side shaft- dimensions 310x750 mm. Airflow 4500 m³/h Motorizable Standard blades Return damper -n.1 insp.side shaft- dimensions 310x750 mm. Airflow 4500 m³/h Motorizable Standard blades

	MATERIAL	DIMENSIONS	N.	EFFICIENCY		
Rigid bag filter	Glass fiber	592 x 592 x 290 mm	1	class F7 EN779	DP CL(Pa)	119+131
					DP CA(Pa)	178+197
	Synthetic fiber	592 x 592 x 48 mm	1	class G4 EN779	DP FI(Pa)	237+263
	Filter frame Zn Side removal					

EMPTY SECTION	LENGHT: (mm) 500

1/3

TRANE

http://www.trane.com

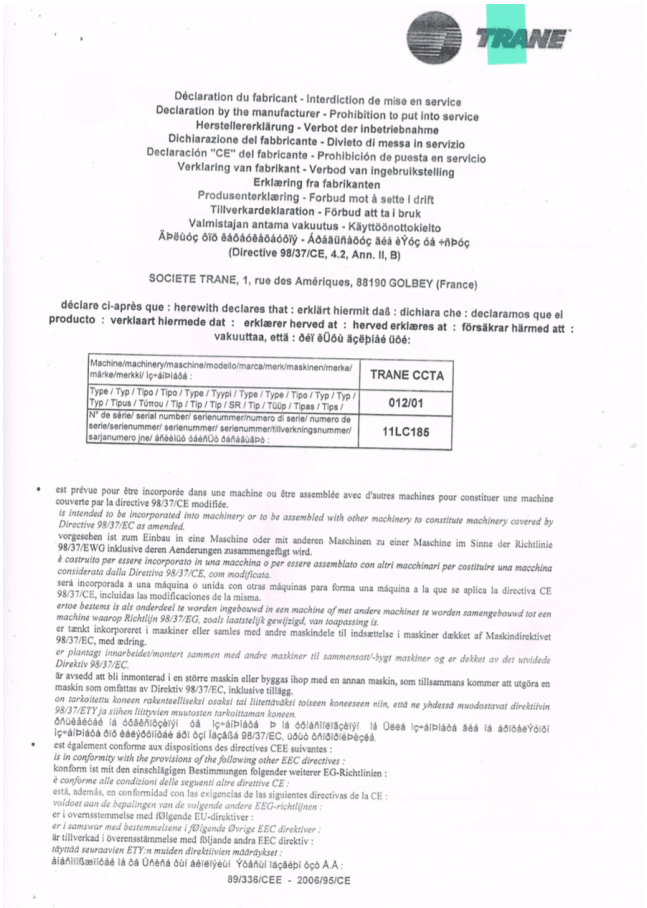

TRANE

Déclaration du fabricant - Interdiction de mise en service
Declaration by the manufacturer - Prohibition to put into service
Herstellererklärung - Verbot der inbetriebnahme
Dichiarazione del fabbricante - Divieto di messa in servizio
Declaración "CE" del fabricante - Prohibición de puesta en servicio
Verklaring van fabrikant - Verbod van ingebruikstelling
Erklæring fra fabrikanten
Produsenterklæring - Forbud mot å sette i drift
Tillverkardeklaration - Förbud att ta i bruk
Valmistajan antama vakuutus - Käyttöönottokielto
ÄÞëüóç óîõ âäôáóêåôáóóîÿ - Áóáäüñáôóç âåá èÝóç óá +ñÞóç
(Directive 98/37/CE, 4.2, Ann. II, B)

SOCIETE TRANE, 1, rue des Amériques, 88190 GOLBEY (France)

déclare ci-après que : herewith declares that : erklärt hiermit daß : dichiara che : declaramos que el producto : verklaart hiermede dat : erklærer herved at : herved erklæres at : försäkrar härmed att : vakuuttaa, että : ðéî âÜôú äçêþíáé üóé:

Machine/machinery/maschine/modello/marca/merk/maskinen/merke/mærke/merkki/ Ìç÷áíÞìáôá :	TRANE CCTA
Type / Typ / Tipo / Tipo / Type / Tyypi / Type / Type / Tipo / Typ / Typ / Typ / Tipus / Τύπου / Tip / Tip / Tip / SR / Tip / Τüüp / Tipas / Tips /	012/01
N° de série/ serial number/ serienummer/nùmero di serie/ numero de serie/serienummer/ serienummer/ serienummer/ serienummer/tillverkningsnummer/ sarjanumero jne/ áñáèìüò óåéñÜò óáñáëüâðò :	11LC185

- est prévue pour être incorporée dans une machine ou être assemblée avec d'autres machines pour constituer une machine couverte par la directive 98/37/CE modifiée.
  is intended to be incorporated into machinery or to be assembled with other machinery to constitute machinery covered by Directive 98/37/EC as amended.
  vorgesehen ist zum Einbau in eine Maschine oder mit anderen Maschinen zu einer Maschine im Sinne der Richtlinie 98/37/EWG inklusive deren Aenderungen zusammengefügt wird.
  è costruito per essere incorporato in una macchina o per essere assemblato con altri macchinari per costituire una macchina considerata dalla Direttiva 98/37/CE, com modificata.
  será incorporada a una máquina o unida con otras máquinas para forma una máquina a la que se aplica la directiva CE 98/37/CE, incluidas las modificaciones de la misma.
  ertoe bestemd is als onderdeel te worden ingebouwd in een machine of met andere machines te worden samengebouwd tot een machine waarop Richtlijn 98/37/EG, zoals laatstelijk gewijzigd, van toepassing is.
  er tænkt inkorporeret i maskiner eller samles med andre maskindele til indsættelse i maskiner dækket af Maskindirektivet 98/37/EC, med ændring.
  er planlagt innarbeidet/montert sammen med andre maskiner til sammensatt/-bygt maskiner og er dekket av det utvidede Direktiv 98/37/EC.
  är avsedd att bli inmonterad i en större maskin eller byggas ihop med en annan maskin, som tillsammans kommer att utgöra en maskin som omfattas av Direktiv 98/37/EC, inklusive tillägg.
  on tarkoitettu koneen rakenteelliseksi osaksi tai liitettäväksi toiseen koneeseen niin, että ne yhdessä muodostavat direktiivin 98/37/ETY ja siihen liittyvien muutosten tarkoittaman koneen.
  ðñüêåéôáé íá óõíåíùèåßùí óå Ìç÷áíÞìáôá þ íá óõíáñìïëïãåßùí íá Üëëá Ìç÷áíÞìáôá äéá íá áðïôåëÝùíôé Ìç÷áíÞìáôá óýìöùíá ìå ôçí Ïäçãßá 98/37/ÅÏ, üðùò óôíïäéðåçèåß.
- est également conforme aux dispositions des directives CEE suivantes :
  is in conformity with the provisions of the following other EEC directives :
  konform ist mit den einschlägigen Bestimmungen folgender weiterer EG-Richtlinien :
  è conforme alle condizioni delle seguenti altre direttive CE :
  está, además, en conformidad con las exigencias de las siguientes directivas de la CE :
  voldoet aan de bepalingen van de volgende andere EEG-richtlijnen :
  er i overensstemmelse med fØlgende EU-direktiver :
  er i samsvar med bestemmelsene i fØlgende Øvrige EEC direktiver :
  är tillverkad i överensstämmelse med följande andra EEC direktiv :
  täyttää seuraavien ETY:n muiden direktiivien määräykset :
  áíáñìïßùíåôáé ìå ôá Üñèñá ôùí áêëïãéêþí Ýôáñùí Ìç÷áíþí ôçò Ä.Ê. :

89/336/CEE - 2006/95/CE





contact@osertech.eu / +33 2 37 90 28 78



contact@osertech.eu / +33 2 37 90 28 78